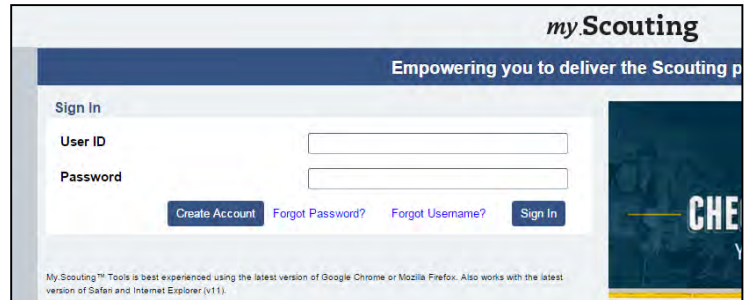


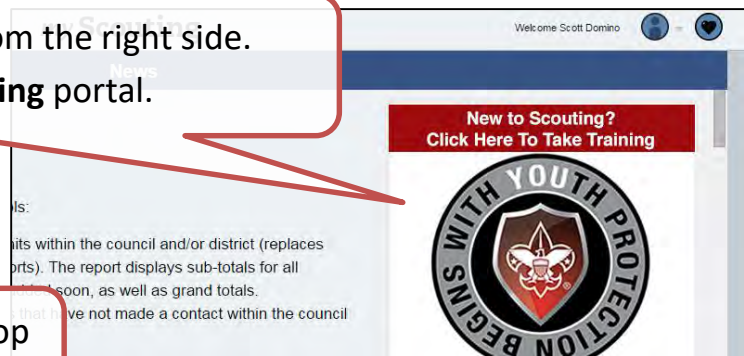
# Steps to Complete Weather Hazards Training

Weather conditions — good, bad, and ugly — are an important factor in any outdoor Scouting activity. The BSA has developed an online “Weather Hazard” training for all Scout leaders. How you plan and prepare for the weather can make the difference between a great outdoor experience, a miserable or cancelled outing, and even injury or death in hazardous conditions. Follow the steps below to complete this important training.

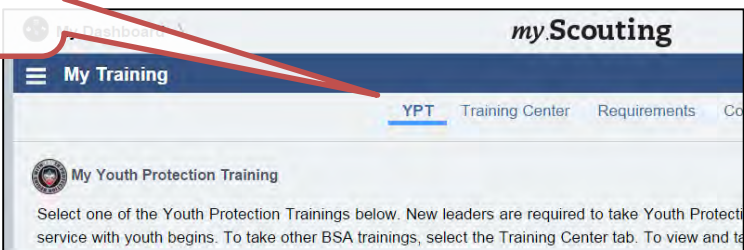
1. Login to **My.Scouting.org**.  
New users will need to create an account.



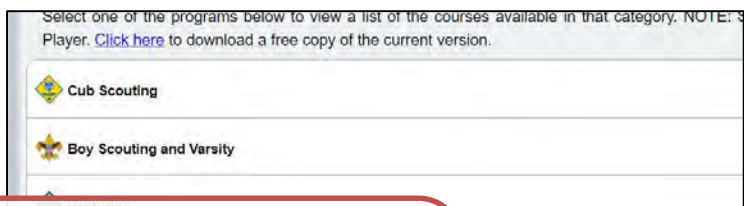
2. Select **Youth Protection** image from the right side.  
This will take you to the **My Training** portal.



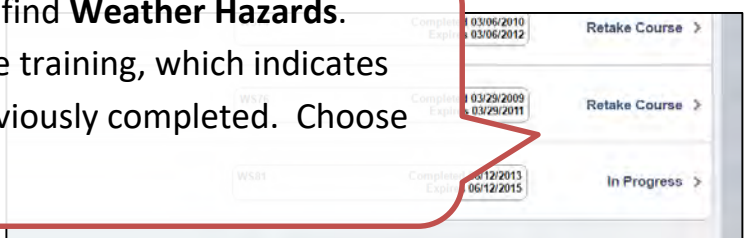
3. Select **Training Center** from the top menu.



4. Select **Cub Scouting** or **Boy Scouting** from the list of programs.



5. Scroll down training list until you find **Weather Hazards**.  
Look at the box to the right of the training, which indicates your status and expiration, if previously completed. Choose **Take Course** or **Retake Course**.



If you linked your membership number to your account, your training will automatically update at the council office. If you are a new member or you have not entered your membership ID number you will need to submit your certificate to the council. Questions should be directed to the Samoset Council office at 715-355-1450.